

Scaled data based on original data using
LM-79-08 Approved Method: Electrical and Photometric Measurements of Solid-
State Lighting Products

Test Report Prepared for
Cooper Lighting Solutions
(formerly Eaton)

Brand: McGRAW-EDISON

Report Number: P386090

Luminaire Tested: **GWC-SA1D-722-U-T3-HSS**

Issue Date: 3/3/2020

Test Information

Test Method: LM-79-08
Report Number: P386090
TEST IS SCALED FROM IESNA LM-79-08 TEST DATA (G2-1903-205-15)
Test Lab: INNOVATION CENTER
Issue Date: 3/3/2020
Manufacturer: COOPER LIGHTING SOLUTIONS (FORMERLY EATON)
Product Line: MCGRAW-EDISON
Catalog Number: GWC-SA1D-722-U-T3-HSS
Description: GALLEON WALL LUMINAIRE
(1) 70 CRI, 2200K, 1200mA LIGHTSQUARE WITH 16 LEDS AND TYPE III OPTICS
WITH HOUSE SIDE SHIELD
Light Source: -
Ballast/Driver: ELECTRONIC DRIVER

Summary

Lumens per Lamp: N/A
Luminaire Lumens: 4439 lumens
Efficiency: N/A
Efficacy: 67.3 lumens/watt
Luminous Opening: Rectangular (W 0.5' x L: 0.5' x H: 0')
IES Classification: Type III - Short
BUG Rating: B1 - U0 - G1

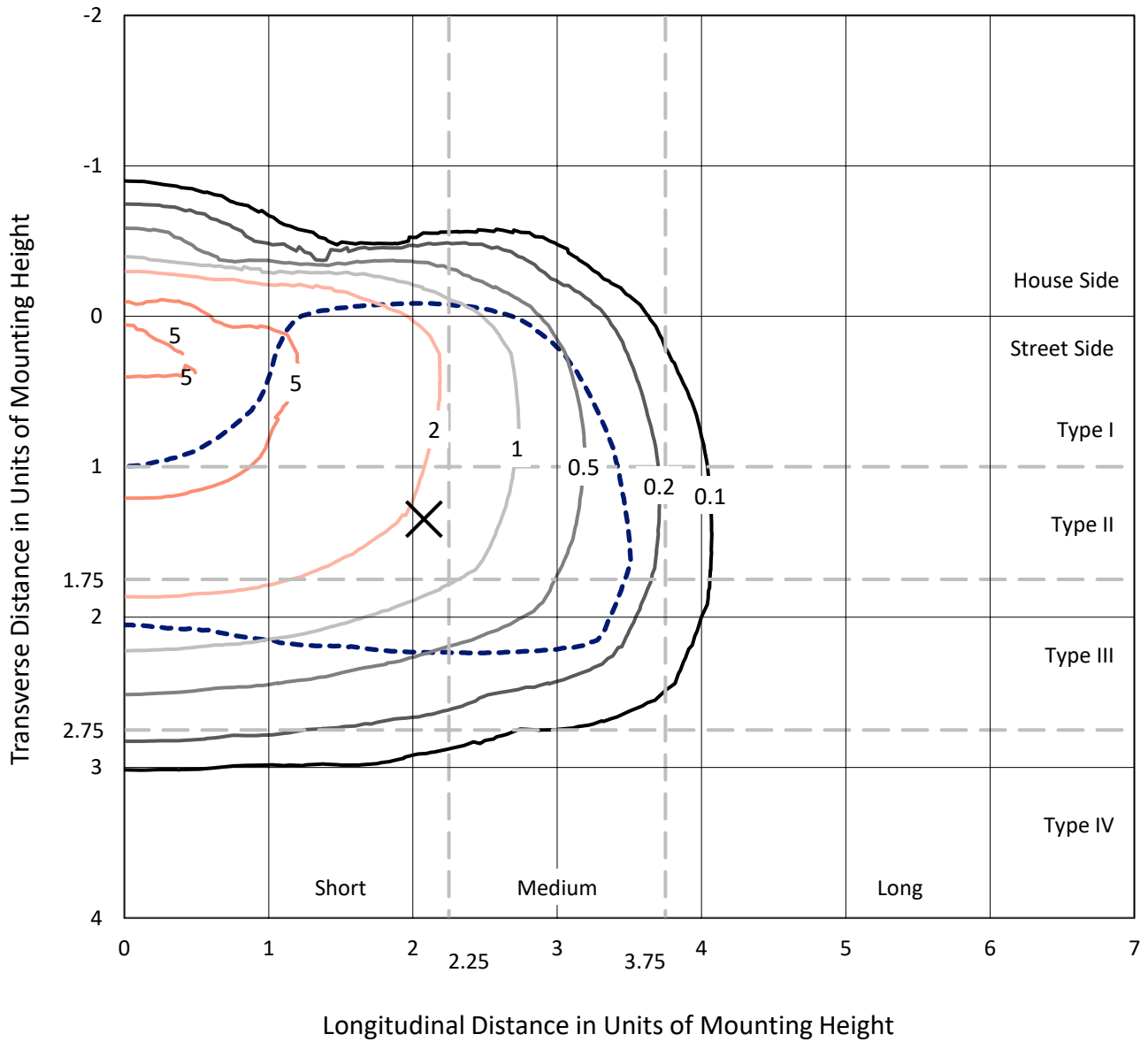
Input Watts (W): 66
Input Voltage (V): NR
Input Current (A_{in}): NR
Voltage Rise (V): NR
Power Factor: NR
Total Harmonic Distortion (THDi): NR
Frequency (hertz): 60
Stabilization Time: NR
Operation Time: NR
Ambient Temperature (°C): NR
Test Distance: 24 FT



REPORT NUMBER: P386090
 CATALOG NUMBER: GWC-SA1D-722-U-T3-HSS

Iso-Footcandle Lines of Horizontal Illumination

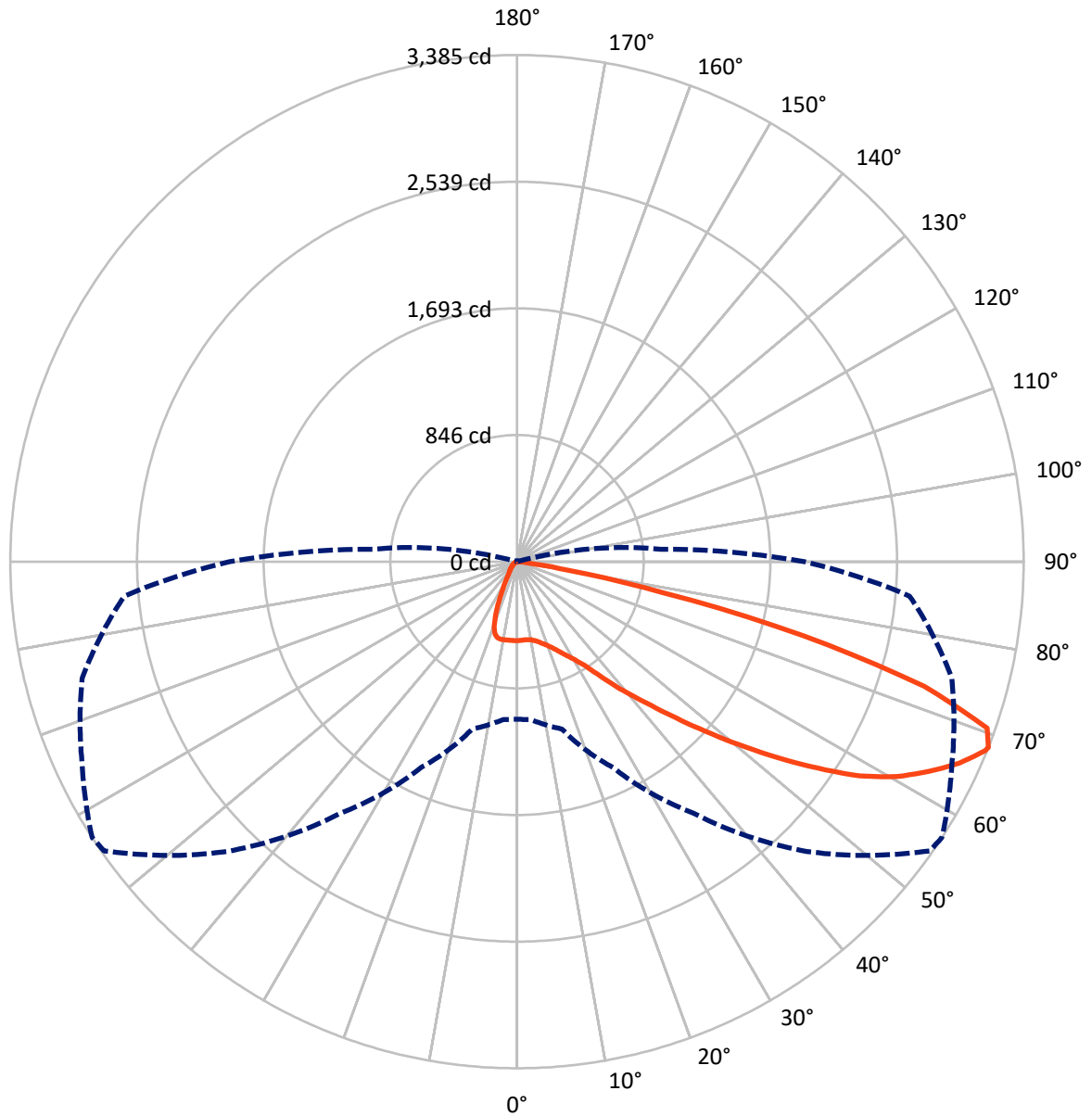
✕ Max cd
 - - - 1/2 Max cd



Based on 10 foot mounting height. Maximum calculated value = 6.8 fc
 Type III - Short - N/A

REPORT NUMBER: P386090
CATALOG NUMBER: GWC-SA1D-722-U-T3-HSS

Luminous Intensity Polar Plot



— Vertical Plane Through 57-Deg Lateral - - - Horizontal Cone Through 68-Deg Vertical

REPORT NUMBER: P386090

CATALOG NUMBER: GWC-SA1D-722-U-T3-HSS

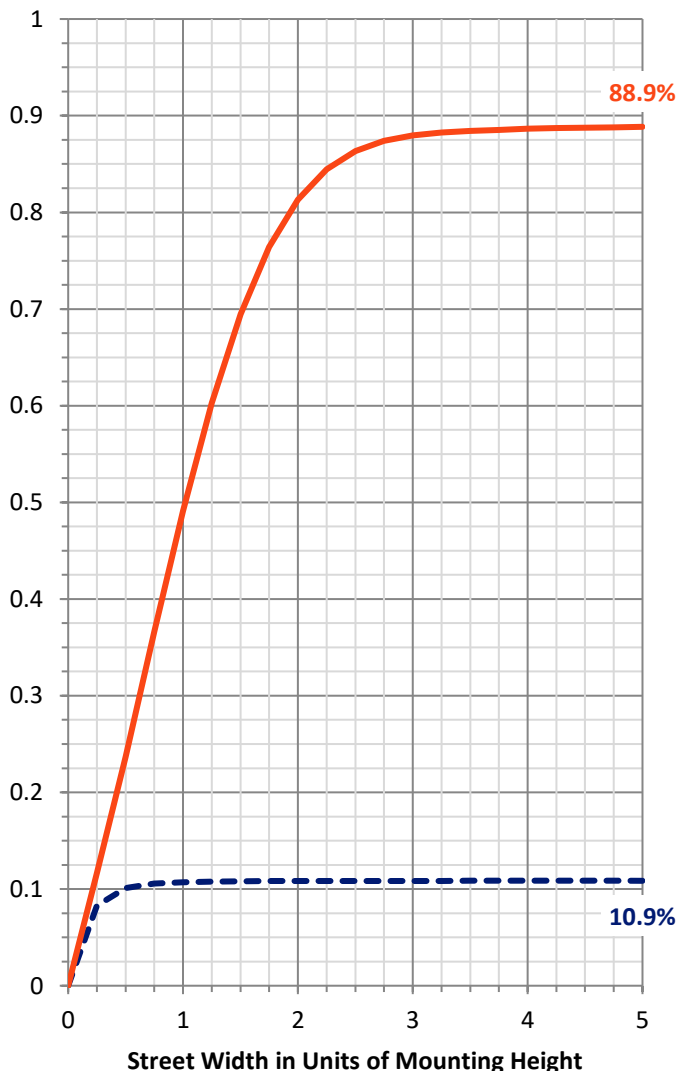
FLUX DISTRIBUTION:

		Downward	Upward	Total
House Side	Lumens	486.8	0.0	486.8
	% Fixture	11.0	0.0	11.0
Street Side	Lumens	3952.2	0.0	3952.2
	% Fixture	89.0	0.0	89.0
Total	Lumens	4439.0	0.0	4439.0
	% Fixture	100.0	0.0	100.0

ZONAL LUMENS:

Zone	Lumens	% Fixture
0°-10°	49.4	1.1
10°-20°	136.8	3.1
20°-30°	236.0	5.3
30°-40°	407.3	9.2
40°-50°	696.7	15.7
50°-60°	1114.6	25.1
60°-70°	1287.8	29.0
70°-80°	492.1	11.1
80°-90°	18.4	0.4
90°-100°	0.0	0.0
100°-110°	0.0	0.0
110°-120°	0.0	0.0
120°-130°	0.0	0.0
130°-140°	0.0	0.0
140°-150°	0.0	0.0
150°-160°	0.0	0.0
160°-170°	0.0	0.0
170°-180°	0.0	0.0
0°-90°	4439.0	100.0
0°-180°	4439.0	100.0

Coefficient of Utilization



REPORT NUMBER: P386090

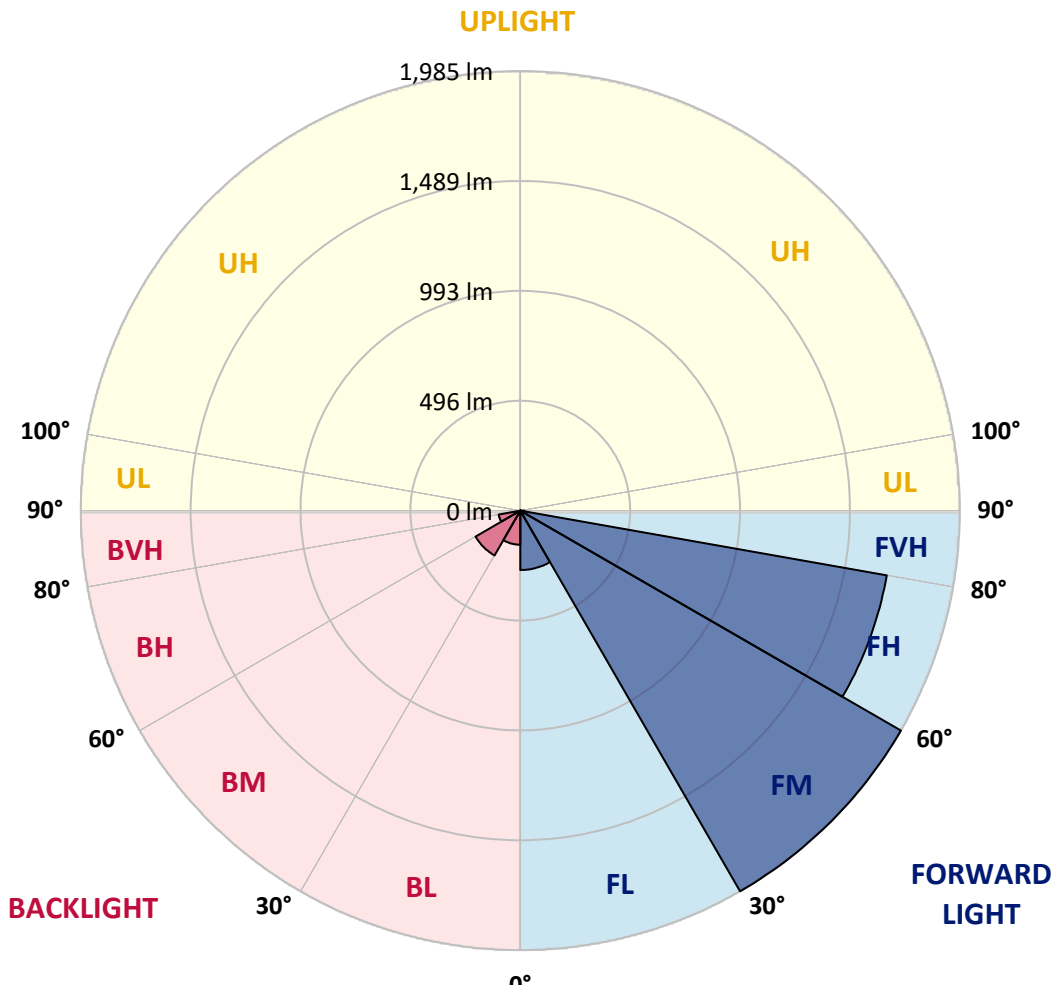
CATALOG NUMBER: GWC-SA1D-722-U-T3-HSS

LUMINAIRE CLASSIFICATION SYSTEM LUMEN TABLE AND BUG RATING:

Zone	Lumens	% Fixture	Zone Rating/Lumen Limit		
			B	U	G
FL (0°-30°)	268.3	6.0			
FM (30°-60°)	1985.1	44.7			
FH (60°-80°)	1680.8	37.9			G1/1800
FVH (80°-90°)	18.1	0.4			G1/100
BL (0°-30°)	153.8	3.5	B1/500		
BM (30°-60°)	233.5	5.3	B1/1000		
BH (60°-80°)	99.1	2.2	B0/110		G0/110
BVH (80°-90°)	0.3	0.0			G0/10
UL (90°-100°)	0.0	0.0		U0/0	
UH (100°-180°)	0.0	0.0		U0/0	

BUG Rating: B1-U0-G1

Type III Short





REPORT NUMBER: P386090
 CATALOG NUMBER: GWC-SA1D-722-U-T3-HSS

CANDELA DISTRIBUTION (FULL):

	0°	5°	15°	25°	35°	45°	55°	57°	65°	75°	85°
0°	527.5	527.5	527.5	527.5	527.5	527.5	527.5	527.5	527.5	527.5	527.5
2.5°	515.1	517.4	519.1	520.1	521.4	524.1	525.0	526.2	526.8	526.8	528.3
5°	494.7	497.2	500.8	503.8	509.6	517.2	522.6	524.7	528.5	531.9	533.8
7.5°	475.8	478.8	483.0	489.9	500.0	512.1	523.5	526.4	533.8	540.9	544.5
10°	463.7	466.0	471.4	481.3	494.5	511.5	527.5	531.0	543.6	555.6	562.3
12.5°	459.5	461.6	467.2	478.4	494.7	514.7	536.7	542.0	560.4	577.8	587.3
15°	465.6	466.0	472.1	482.6	498.7	522.4	552.0	558.3	581.6	604.3	616.0
17.5°	489.1	487.2	490.3	494.9	507.7	532.7	568.2	577.6	608.7	635.4	646.5
20°	547.8	547.8	540.7	528.1	528.3	548.7	590.0	600.7	638.7	669.6	679.6
22.5°	648.4	646.5	632.2	601.4	573.0	576.2	616.7	630.5	674.8	707.8	711.1
25°	769.3	767.0	744.9	701.5	652.4	620.7	652.8	668.7	717.8	747.0	740.1
27.5°	897.3	895.4	873.6	819.6	749.8	691.6	695.8	710.9	761.7	790.5	768.4
30°	1021.4	1022.0	1000.4	945.0	865.8	782.1	750.4	759.2	804.3	833.5	802.0
32.5°	1139.3	1140.2	1121.5	1059.6	985.7	887.2	825.9	823.6	853.9	882.6	846.5
35°	1244.5	1246.6	1233.8	1185.7	1107.4	1004.4	924.0	918.5	924.2	956.7	914.7
37.5°	1345.9	1347.1	1337.5	1297.0	1231.5	1133.0	1047.8	1040.0	1027.9	1052.8	1004.8
40°	1456.9	1453.7	1442.6	1405.9	1349.6	1275.1	1180.9	1167.4	1146.2	1168.5	1123.2
42.5°	1560.2	1556.6	1558.5	1516.9	1469.5	1421.2	1336.0	1312.9	1300.5	1326.1	1268.4
45°	1689.2	1687.4	1693.7	1657.6	1619.1	1584.1	1513.8	1488.6	1483.1	1513.1	1444.1
47.5°	1816.7	1821.3	1840.8	1825.5	1809.9	1779.1	1702.1	1690.7	1694.1	1730.4	1629.4
50°	1922.9	1928.3	1981.8	1999.5	2021.9	2003.9	1926.6	1919.7	1932.9	1965.7	1828.8
52.5°	1999.7	2010.8	2077.3	2158.6	2240.4	2252.6	2175.6	2169.3	2187.1	2192.2	1982.9
55°	2053.0	2062.9	2138.2	2286.8	2453.5	2506.0	2458.1	2433.8	2430.4	2380.6	2144.9
57.5°	2062.4	2061.4	2169.7	2369.7	2620.6	2755.9	2725.7	2701.8	2632.9	2554.9	2330.7
60°	2009.1	2015.2	2140.9	2398.5	2725.5	2945.1	2947.4	2916.3	2809.0	2724.2	2510.8
62.5°	1845.0	1869.8	1996.7	2323.1	2724.2	3021.3	3109.8	3086.1	2957.9	2863.0	2693.4
65°	1578.8	1587.7	1708.8	2065.0	2540.2	2989.3	3256.1	3247.3	3092.0	2997.7	2787.2
67.5°	1153.0	1133.9	1261.1	1626.1	2150.6	2803.4	3361.1	3372.2	3195.5	3025.5	2687.3
68°	1052.2	1057.9	1157.0	1517.6	2048.6	2737.7	3368.0	3385.0	3205.8	3007.4	2632.7
70°	627.2	638.1	726.5	1044.9	1558.5	2366.0	3293.3	3332.1	3144.5	2821.2	2277.2
72.5°	160.2	173.2	256.7	467.6	890.2	1667.0	2780.1	2845.8	2730.1	2288.7	1537.3
75°	65.9	69.3	91.7	154.1	331.6	751.0	1832.4	1973.0	1892.6	1370.2	694.8
77.5°	45.5	47.9	59.0	85.4	143.6	254.6	898.4	999.9	900.9	467.6	151.5
80°	32.7	34.6	42.2	56.9	82.5	90.9	292.8	338.6	268.9	102.6	37.6
82.5°	19.5	21.0	31.5	40.5	50.2	43.4	72.8	82.7	77.9	51.0	16.8
85°	9.7	11.3	21.2	29.0	27.1	18.3	22.2	24.8	30.6	31.1	9.0
87.5°	0.6	1.3	12.4	17.4	7.6	4.2	6.5	8.0	10.9	15.3	3.8
90°	0.0	0.0	0.0	0.0	0.0	0.0	0.0	0.0	0.0	0.0	0.0



REPORT NUMBER: P386090
 CATALOG NUMBER: GWC-SA1D-722-U-T3-HSS

CANDELA DISTRIBUTION (continued):

	90°	95°	105°	115°	125°	135°	145°	155°	165°	175°	180°
0°	527.5	527.5	527.5	527.5	527.5	527.5	527.5	527.5	527.5	527.5	527.5
2.5°	528.9	529.1	527.7	527.1	527.5	525.0	523.9	524.3	524.3	525.0	523.9
5°	534.2	534.2	531.7	528.3	526.4	521.6	518.4	517.6	517.0	516.6	515.7
7.5°	545.5	544.3	539.9	532.5	526.2	515.7	507.7	503.5	501.4	500.6	500.0
10°	563.8	561.5	554.1	540.5	526.0	507.3	489.9	477.5	467.2	463.0	460.5
12.5°	588.3	585.0	572.6	549.9	524.5	490.1	452.3	416.0	382.2	368.4	361.4
15°	616.7	611.8	592.3	557.9	515.9	451.3	369.2	305.6	258.8	241.2	233.6
17.5°	645.4	639.1	609.5	562.9	490.1	370.9	259.0	195.6	164.3	156.0	153.0
20°	674.4	665.2	624.4	559.2	431.8	267.4	170.9	142.9	133.9	131.4	130.6
22.5°	701.9	687.6	637.9	544.5	341.9	179.5	135.2	126.4	123.4	121.9	121.5
25°	725.8	705.9	649.6	499.1	242.0	135.6	121.7	118.8	115.0	112.3	112.5
27.5°	748.3	724.1	656.8	424.4	161.4	115.9	112.7	108.7	101.8	97.8	97.8
30°	775.4	748.5	662.0	326.6	118.8	102.4	99.9	93.8	84.4	79.1	79.1
32.5°	816.1	785.4	658.7	229.2	98.4	90.0	84.2	75.8	65.5	60.5	60.2
35°	878.4	842.5	634.7	150.3	86.9	78.3	68.8	58.6	49.5	45.3	45.1
37.5°	962.4	918.9	581.0	107.5	77.9	67.4	56.0	44.7	38.0	35.3	35.1
40°	1071.3	1007.7	504.2	87.1	69.5	56.9	43.2	34.6	30.0	27.9	28.1
42.5°	1202.1	1102.8	412.0	75.1	61.3	46.8	33.8	27.3	24.3	22.9	22.5
45°	1347.3	1196.6	315.5	67.0	53.1	37.8	26.4	21.6	19.3	18.5	18.5
47.5°	1507.1	1287.9	230.9	59.8	44.3	29.2	21.2	17.6	15.7	15.1	14.9
50°	1652.1	1351.3	166.4	52.3	36.3	23.1	17.2	14.7	13.4	12.6	12.6
52.5°	1773.0	1371.3	122.6	44.1	29.4	18.5	14.3	12.6	11.3	10.7	10.7
55°	1879.4	1363.1	91.1	36.3	23.7	15.1	12.2	10.7	9.7	9.0	9.0
57.5°	1981.4	1336.6	68.0	29.6	19.1	12.2	10.3	9.0	8.0	7.6	7.6
60°	2064.8	1292.5	50.6	23.9	15.3	9.9	8.6	7.3	6.5	5.9	5.9
62.5°	2132.3	1243.8	37.2	19.7	12.2	7.8	6.7	6.1	4.8	4.2	4.2
65°	2132.8	1163.0	27.9	16.4	9.4	6.1	5.0	4.8	3.1	2.5	2.3
67.5°	1978.5	1002.7	21.4	14.1	7.3	4.6	3.8	4.0	1.7	1.0	0.8
68°	1922.4	962.0	20.2	13.9	6.9	4.4	3.6	4.0	1.5	0.8	0.6
70°	1620.8	765.3	16.2	13.4	6.1	3.4	2.9	4.0	1.3	0.6	0.4
72.5°	1036.7	444.1	12.0	10.7	4.6	2.5	1.9	3.6	1.3	0.4	0.2
75°	441.2	137.7	8.2	7.6	2.7	1.9	1.3	2.3	0.8	0.2	0.0
77.5°	93.0	31.1	4.8	4.6	1.9	1.3	0.8	0.6	0.2	0.0	0.0
80°	23.9	9.0	2.5	2.3	1.0	0.6	0.4	0.0	0.0	0.0	0.0
82.5°	7.6	3.6	1.5	1.0	0.4	0.0	0.0	0.0	0.0	0.0	0.0
85°	3.8	2.1	0.8	0.4	0.0	0.0	0.0	0.0	0.0	0.0	0.0
87.5°	2.1	0.6	0.2	0.0	0.0	0.0	0.0	0.0	0.0	0.0	0.0
90°	0.0	0.0	0.0	0.0	0.0	0.0	0.0	0.0	0.0	0.0	0.0

Signify Classified - Internal
Cooper Lighting Solutions Photometric Lab
1121 Highway 74 South
Peachtree City, GA 30269

Scaled Data Report



Report Generated By 670245982

Signify Classified - Internal
Cooper Lighting Solutions Photometric Lab
1121 Highway 74 South
Peachtree City, GA 30269

Scaled Data Report



Signify Classified - Internal
Cooper Lighting Solutions Photometric Lab
1121 Highway 74 South
Peachtree City, GA 30269

Scaled Data Report



Signify Classified - Internal
Cooper Lighting Solutions Photometric Lab
1121 Highway 74 South
Peachtree City, GA 30269

Scaled Data Report



Signify Classified - Internal
Cooper Lighting Solutions Photometric Lab
1121 Highway 74 South
Peachtree City, GA 30269

Scaled Data Report



--- HS — SS

Signify Classified - Internal
Cooper Lighting Solutions Photometric Lab
1121 Highway 74 South
Peachtree City, GA 30269

Scaled Data Report



u

Signify Classified - Internal
Cooper Lighting Solutions Photometric Lab
1121 Highway 74 South
Peachtree City, GA 30269

Scaled Data Report



Signify Classified - Internal
Cooper Lighting Solutions Photometric Lab
1121 Highway 74 South
Peachtree City, GA 30269

Scaled Data Report



(END OF REPORT)